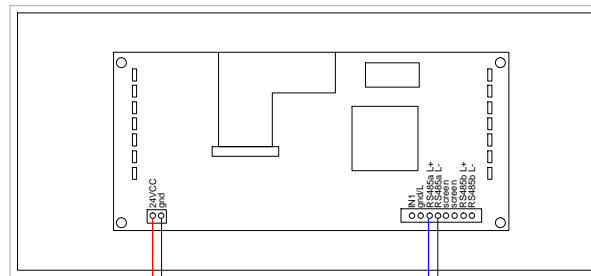



REMOTE KEYBOARD ONEKBD TASTIERA REMOTA ONEKBD

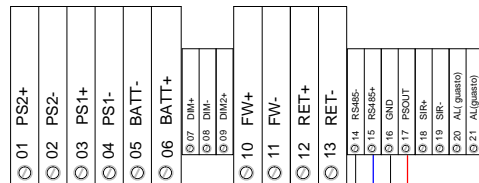
mod. TKONE board view



mod. TKONE front view



CONNECTOR on CARD TD571
CONNETTORE su SCHEDA TD571



Alimentazione da centrale

Power supply from control panel

Linea seriale RS485 da centrale

RS485 serial line from control panel

- RS485 BUS cable for connection between pulsar and peripherals

Cable type: twisted and shielded - size: 22 - 19 AWG -
 8x3 adA ALI | 08 05A »G» } à` d` à

- Cavo linea BUS RS485 per collegamento tra centrale pulsar e periferiche

Cavo tipo: twistato e schermato - sezione: 22 - 19 AWG
 8x3 adA ALI | 08 05A »G» } à` d` à

FIRE - Power supply lines

Power cable type: 24 Vdc shielded

Power supply cable chart: 27,6 Vcc

Maximum voltage drop: 4 Vcc

with 1A current

- 1 mmq (34 ohm/Km) Max lenght: 117,6 Mt
- 1,5 mmq (22,5 ohm/Km) Max lenght: 177,7 Mt
- 2,5 mmq (14 ohm/Km) Max lenght: 285,7 Mt

FIRE - Linee di alimentazione

Linea alimentazione tipo: 24 Vdc schermato

Tabella per cavo alimentazione: 27,6 Vcc

Massima caduta di tensione consentita: 4 Vcc

Con una corrente di 1A

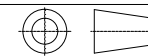
- 1 mmq (34 ohm/Km) Dist Max: 117,6 Mt
- 1,5 mmq (22,5 ohm/Km) Dist Max: 177,7 Mt
- 2,5 mmq (14 ohm/Km) Dist Max: 285,7 Mt

IT

- collegare la schermatura a terra in un solo punto (in centrale)
- la schermatura deve essere continua su tutto il cavo
- i conduttori devono essere isolati dalla schermatura

EN

- connect the shielding to the ground at one point only (at the control panel)
- the shielding must be continuous on the entire cable
- the conductors must be isolated from the shielding



MOD. ONE

mod. ONEKBD

►060

FAMILY: FIRE SYSTEM



TELEDATA®

20132 MILANO - Via Giulietti, 8

Tel. +39 02-2592795 +39 02-27201352 Fax +39 02-2593704

TYPE: ACOUSTIC OPTICAL DISPLAY PANELS